

Large conditional single-photon cross-phase modulation

Kristin M. Beck^{a,b}, Mahdi Hosseini^{a,b}, Yiheng Duan^{a,b}, and Vladan Vuletić^{a,b,1}

^aDepartment of Physics, Massachusetts Institute of Technology, Cambridge, MA 02139; and ^bResearch Laboratory of Electronics, Massachusetts Institute of Technology, Cambridge, MA 02139

Edited by William D. Phillips, National Institute of Standards and Technology, Gaithersburg, MD, and approved June 23, 2016 (received for review December 7, 2015)

Deterministic optical quantum logic requires a nonlinear quantum process that alters the phase of a quantum optical state by π through interaction with only one photon. Here, we demonstrate a large conditional cross-phase modulation between a signal field, stored inside an atomic quantum memory, and a control photon that traverses a high-finesse optical cavity containing the atomic memory. This approach avoids fundamental limitations associated with multimode effects for traveling optical photons. We measure a conditional cross-phase shift of $\pi/6$ (and up to $\pi/3$ by postselection on photons that remain in the system longer than average) between the retrieved signal and control photons, and confirm deterministic entanglement between the signal and control modes by extracting a positive concurrence. By upgrading to a state-of-the-art cavity, our system can reach a coherent phase shift of π at low loss, enabling deterministic and universal photonic quantum logic.

cross-phase modulation | photonic quantum gate | cavity quantum electrodynamics | electromagnetically induced transparency | single-photon Kerr nonlinearity

Universal quantum gates (1, 2) can be implemented with an interaction that produces a conditional π -phase shift by one qubit on another (3). For photonic qubits, this requires an as-of-yet-unrealized strong cross-phase nonlinear interaction at the single-photon level. Photons do not directly interact with each other, and hence must be interfaced in a medium with a giant nonlinearity while preserving optical coherence (4, 5). The strong nonlinearities introduced by interacting Rydberg atoms (6–9) and cavity quantum electrodynamic (cQED) systems (10–12) have led to the observation of up to π -phase shifts between two propagating photons in the same mode. This type of quantum phase switch can be used to sort photons and implement a Bell state analyzer (13). The realization of a deterministic and universal optical gate, however, requires cross-phase modulation between distinct optical modes. Using a photon–atom gate in a cQED system, photon–photon entanglement (14) has been demonstrated. However, large conditional photon–photon phase shift remains an experimental challenge. For light pulses propagating in nonlinear fibers (15) and nonlinear slow-light media (16, 17), cross-phase modulation on the order of microradians per photon has been observed. In a pioneering cQED experiment two decades ago, Turchette et al. (18) measured the average polarization rotation of a weak continuous probe beam by another beam copropagating in the same cavity, and extrapolated a nonlinear phase shift of 0.28 rad per photon. However, the characteristic time of the nonlinearity (the cavity lifetime) in that experiment was much shorter than the photon wavepacket duration necessary to spectrally separate the two modes, which precludes the modulation of the entire wavepacket (19). Very recently, a much smaller but conditional cross-phase modulation of 18 μ rad by a single postselected photon was measured in a nonlinear slow-light system using electromagnetically induced transparency (EIT) (20). However, as shown by Shapiro (21), and in an extension to EIT by Gea-Banacloche (22), locality and

causality prohibit high-fidelity π -phase shifting operations between traveling photons.

To realize a giant optical Kerr effect that is not subject to Shapiro's no-go theorem, we coherently store a weak signal pulse in an atomic quantum memory as a collective spin excitation via EIT (23). A control photon traveling through a high-finesse cavity containing the EIT medium interacts with the entire collective atomic excitation simultaneously, and the stored signal light is retrieved after detecting the control photon (Fig. 1). A similar setup was previously used to implement an optical transistor whose transmission depended on the stored photon number in the quantum memory (24). That work demonstrated that one stored photon can block the transmission of many cavity photons resonant with the atomic transition. The current experiment instead investigates the dispersive regime of atom-cavity coupling: a control photon induces a differential light shift on the two atomic states in the collective excitation, thus shifting the optical phase of the signal light retrieved later. Conversely, a stored signal photon changes the center frequency of the cavity and shifts the phase of a weak control pulse. We measure this cross-Kerr modulation on both signal and control light, conditioned on the detection of a photon in the other mode, while maintaining high fringe visibility.

Methods

Our system consists of an ensemble of laser-cooled ¹³³Cs atoms trapped in a dipole trap tightly focused at the center of a high-finesse optical cavity (Fig. 1A). Initially, the atoms are optically pumped into the state $|g\rangle$. We then make use of the resonant Λ -type energy-level structure, $|g\rangle \leftrightarrow |c\rangle \leftrightarrow |d\rangle$, to induce EIT. Signal light resonant with the $|g\rangle \leftrightarrow |c\rangle$ transition slowly propagates through the atomic medium while its group velocity is controlled by a strong copropagating coupling beam resonant with the $|d\rangle \leftrightarrow |c\rangle$ transition (Fig. 1B). By adiabatically switching off this coupling beam (Fig. 1C), the

Significance

Strong, coherent interactions between individual photons can revolutionize communication and computation technology. An interaction between two photons that changes their relative phase by 180° could serve as the basis for universal quantum logic. Realizing such interaction, however, has been a grand experimental challenge. We use atoms trapped between high-reflectivity mirrors to make two individual photons interact strongly with each other. We demonstrate that the phase of a light wave can be changed by up to 60° by a single light quanta. With today's technology, this approach may enable the realization of deterministic quantum gates.

Author contributions: K.M.B., M.H., Y.D., and V.V. designed research; K.M.B., M.H., and Y.D. performed research; K.M.B., M.H., and Y.D. analyzed data; and K.M.B., M.H., Y.D., and V.V. wrote the paper.

The authors declare no conflict of interest.

This article is a PNAS Direct Submission.

¹To whom correspondence should be addressed. Email: vuletic@mit.edu.

This article contains supporting information online at www.pnas.org/lookup/suppl/doi:10.1073/pnas.1524117113/-DCSupplemental.

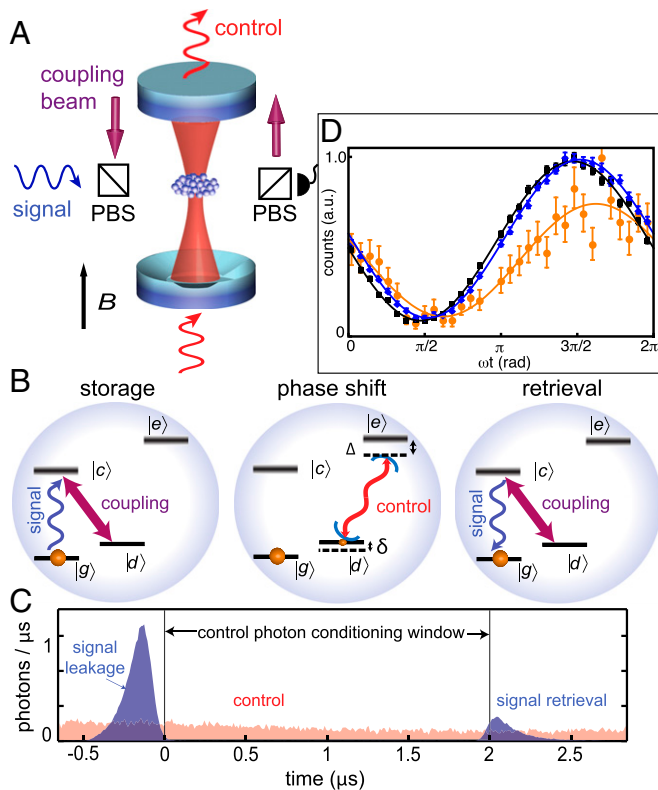


Fig. 1. Scheme for imprinting large single-photon phase shift onto stored light. (A and B) A signal photon traveling orthogonal to the cavity axis is stored as an atomic coherence between states $|g\rangle = |S_{1/2}, F=3, m_F=3\rangle$ and $|d\rangle = |S_{1/2}, 4, 4\rangle$ via the EIT process created by coupling light resonant with the $|d\rangle \leftrightarrow |c\rangle = |P_{3/2}, 3, 3\rangle$ transition. A control photon resonant with the optical cavity, and detuned by Δ from the $|d\rangle$ to $|e\rangle = |P_{3/2}, 5, 5\rangle$ transition, is sent through the cavity during the storage time. The signal photon is retrieved after the control photon leaves the cavity. (C) The experimental signal leakage and retrieval (blue), and control (red) light pulses are shown as a function of time. (D) The phase of the retrieved signal light is measured without control light (black), conditioned on not detecting a transmitted control photon (blue), and conditioned on the detection of a transmitted control photon (red) by its interference with a copropagating reference beam (not shown). In this and the following figures, the error bars represent ± 1 SD of statistical error.

signal photon is stored in the ensemble as an atomic coherence between the $|g\rangle$ and $|d\rangle$ states. In the absence of control photons, we typically store and retrieve more than 10% of the input signal pulse when we switch on the coupling laser again after 2 μ s of storage. This retrieval efficiency depends on the ensemble optical depth (OD) and decoherence rate (γ_0) of the atomic coherence, measured to be $OD=7$ and $\gamma_0/2\pi=50$ kHz, respectively.

To measure the conditional phase shift ϕ imprinted by one control photon on the stored signal field, control light (a weak coherent state with less than one photon on average during the storage time) impinges on the optical cavity, and light-shifts the atomic levels. The resulting phase shift of the atomic excitation is mapped onto the signal light upon retrieval, and is measured by comparison with a 30-MHz detuned reference pulse that travels along the signal path, and matches the temporal shape and amplitude of the retrieved signal light. (The detuning was chosen to limit atomic heating by absorption of the reference beam while ensuring that the resulting 33-ns beat note could be resolved by our detection system.) The reference and retrieved signal light mix on a photodetector and are detected as photon clicks. These arrival times are binned by phase into a single fringe after correcting for the drift of the path length difference between signal and reference beams, which is separately measured during each 0.5-s-long experimental cycle. The conditional nonlinear phase shift is the difference between the measured signal phase when we detect one transmitted control photon in the conditioning window, compared with the signal phase when no control light is applied (Fig. 1D). To construct such a

curve, data were typically accumulated for 600 experimental cycles, or $\sim 250,000$ individual storage–retrieval sequences.

Results

Fig. 2A shows the measured conditional signal phase shift as a function of the detuning Δ between the input control light and the atomic transition $|d\rangle \leftrightarrow |e\rangle$. The phase shift results from the light shift $\delta = \eta \kappa_0 \text{Re}[\chi]/2$ of the control photon on the atomic state $|d\rangle$. Here, $\chi = ((2\Delta/\Gamma) + i)/(1 + (2\Delta/\Gamma)^2)$, $\eta = 4g^2/\kappa_0\Gamma = 3.8$ is the spatially averaged cavity cooperativity (ref. 25 and *Supporting Information*), $\kappa_0 = 2\pi \times 150$ kHz is the measured empty-cavity linewidth, $2g = 2\pi \times 1.7$ MHz is the effective single-photon Rabi frequency, and $\Gamma = 2\pi \times 5.2$ MHz is the excited-state decay rate. The control-induced nonlinear atomic phase shift is then approximately $\phi = \delta \cdot \tau$, where $\tau = 1/\kappa$ is the mean interaction time, and $\kappa = \kappa_0(1 + \eta \text{Im}[\chi])$ (25) is the increased cavity linewidth in the presence of a signal photon. We measure a conditional single-photon

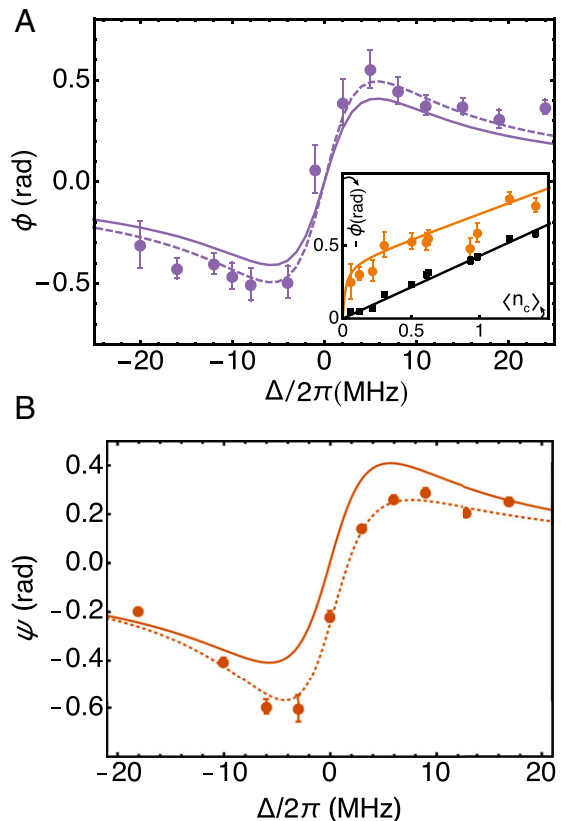


Fig. 2. Conditional phase shift induced by a single photon. (A) The phase shift of the stored signal field, conditioned on detecting a control photon, is plotted as a function of control-atom detuning Δ . The solid line is the model prediction for a single control photon in a cavity with cooperativity $\eta=3.8$; the dashed line is this same prediction including corrections for multiple control photons (mean recovered signal photon number $\langle n_s \rangle = 0.3$, mean control photon number $\langle n_c \rangle = 0.4$). The *Inset* plots the measured average phase shift (black circles) and conditional phase shift (red circles) as a function of $\langle n_c \rangle$ at $\Delta/2\pi = -8$ MHz and $\langle n_s \rangle = 0.3$. The average phase shift fits to a line (black) with slope of $0.43(1)$ rad per photon that agrees with the expected phase shift per cavity photon of 0.38 rad per photon. The red line is the model’s prediction for the conditional phase shift that accounts for contributions from multiple photons, as well as false conditioning on background counts that reduces the measured conditional phase at very small $\langle n_c \rangle$. (B) The control phase shift ψ , inferred from polarization rotation, conditioned on the detection of a signal photon. The deviation of the experimental data from the theoretical model (solid line) can be explained by a small light-cavity detuning of $\delta_c/2\pi = 25$ kHz that is included in the model shown as the dotted line (*Supporting Information*).

phase shift of $|\phi| = 0.4(1)$ rad at $|\Delta| = 8$ MHz, in good agreement with the theoretical prediction of $\phi = (1/2)\eta\text{Re}[\chi]/(1 + \eta\text{Im}[\chi])$, valid for moderate $\eta \lesssim 6$ (see [Supporting Information](#) for full model). The average shift (not conditioned on detecting a control photon) is linear with $\langle n_c \rangle$, the mean input control photon number in the 2- μs conditioning window (*Inset* to Fig. 24), and is, in principle, independent of the stored signal photon number n_s (Fig. S1). The linear slope of 0.43(1) rad per photon is close to the expected phase shift per cavity photon of 0.39 rad per photon, and to the conditional phase shift of 0.4(1) rad depicted in Fig. 24. For $\langle n_c \rangle \ll 1$, background counts reduce the measured conditional phase. For $\langle n_c \rangle \geq 1$, the contribution from undetected photons increases the measured conditional phase. Throughout this paper, we operate at mean photon numbers $\langle n_c \rangle \leq 0.5$.

While the control photon shifts the phase of the retrieved signal light, the signal light also acts back on the control light. The cavity resonance is shifted by the stored signal light (26), which in turn changes the phase of the transmitted control light. We measure the conditional control phase ψ by using linearly polarized input light on the cavity path, and measuring its polarization change conditioned on detecting one retrieved signal photon. The weakly interacting σ^- -polarized component thus serves as a phase reference for the strongly interacting σ^+ -polarized control light (Fig. S2). This conditional control phase shift ψ is plotted as a function of control-atom detuning in Fig. 2B.

In fact, the combined control-signal optical state can be ideally described as a two-mode entangled state $|\Psi\rangle = p_{00}|0_s 0_c\rangle + p_{01}|0_s 1_c\rangle + p_{10}|1_s 0_c\rangle + p_{11}e^{i\theta}|1_s 1_c\rangle$, where 0_s (1_s) refers to zero (one) signal photon, whereas 0_c (1_c) represents a σ^- (σ^+)-polarized control photon, p_{ij} is the probability amplitude of being in state $|i_s j_c\rangle$, and θ is the nonlinear interaction phase. (Note that we are using a single-rail representation, i.e., photon number basis for the signal light, whereas we are using a dual-rail representation, i.e., polarization basis for the cavity light.) Thus, in the ideal system, we expect $\phi = \psi = \theta$. In the presence of decoherence and loss, the two-mode system must be described by a density matrix. We reconstruct the reduced density matrix, $\rho_{ij}(i, j \in \{0, 1\})$, of the outgoing signal and control modes by measuring coincidences between these two paths ([Supporting Information](#) and [Table S1](#)). We extract a nonlinear phase shift of $\theta = 0.45(2)$ rad, and a concurrence (27) of $C = 0.082 \pm 0.005$ (statistical) ± 0.016 (systematic) > 0 , after correcting for detection efficiencies and propagation losses (see [Table S2](#) for error analysis). The positive concurrence demonstrates deterministic photon number-polarization entanglement between the outgoing signal and control light, and is comparable to the maximal expected concurrence of $C = 0.11$ for states with the same coherent amplitudes and conditional phase shift as measured in our experiment. In practice, this number-polarization entanglement is difficult to use for quantum computing because single-qubit rotations require nonlinear interactions. A dual-rail (polarization) representation for both signal and control modes will be preferable in future experiments.

Discussion

At a given moderate cooperativity η ($\eta \lesssim 6$), the nonlinear phase shift takes on its maximum value $\phi \simeq \eta/(4\sqrt{1+\eta})$ at a cavity-atom detuning of $\Delta/\Gamma = \sqrt{1+\eta}/2$, and is accompanied by reduced signal transmission $T_s/T_0 = e^{-\eta/2(1+\eta)} = 0.67$ for $\eta = 3.8$. Here, T_0 is the signal transmission without control light, and T_s is the (reduced) signal transmission due to light scattering out of the cavity mode by an atom in state $|d\rangle$. Scattering photons into free space destroys the collective spin excitation associated with the stored signal photon. Fig. 3A shows this signal recovery efficiency conditioned on the detection of a control photon. The solid curve is the theoretical expectation for transmission, taking into account the signal loss due to the scattering of the control photon, given by $T_s/T_0 = \exp(-\eta\text{Im}[\chi]\kappa_0/\kappa)$. Additional

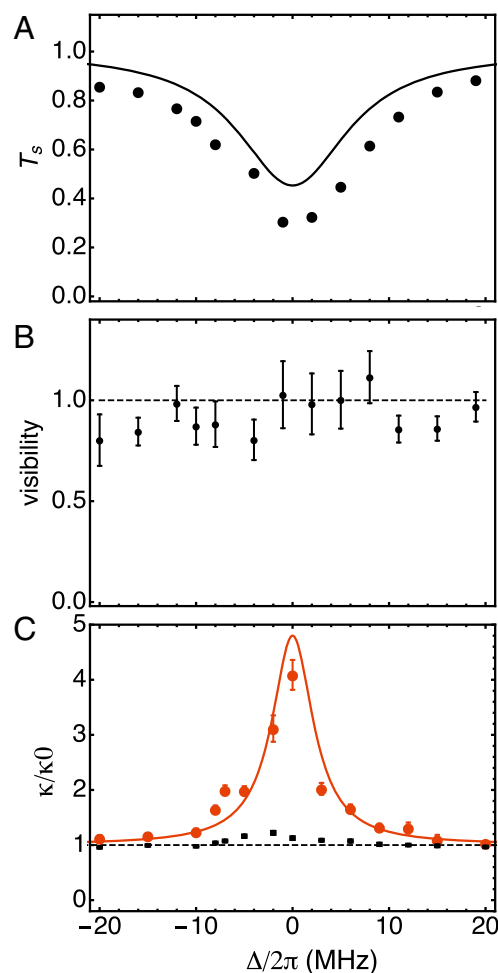


Fig. 3. Signal transmission, signal visibility, and cavity linewidth. (A) The fractional signal transmission conditioned on detecting a control photon (black circles), measured at $\langle n_c \rangle = 0.4$ and $\langle n_s \rangle = 0.3$. The solid line is the theoretical expectation accounting only for scattering of control light. The discrepancy is discussed in the text. (B) Fringe visibility of recovered signal light after correction for the signal loss shown in A, which is the dominant contrast loss mechanism. The data are consistent with no contrast loss from other effects (dashed line). (C) The cavity linewidth conditioned on detecting a signal photon (red circles) and averaged cavity linewidth (black squares), normalized to the bare linewidth $\kappa_0 = 2\pi \times 150$ kHz, measured for $\langle n_s \rangle = 0.2$.

cavity-induced losses, not included in the theory, are responsible for the remaining deviation between the experimental data and this curve. Although the primary recovery loss is due to scattering of cavity photons, two other factors reduce the signal recovery. Because the atomic cloud extends beyond the cavity waist and also extends over several periods of the cavity standing wave, there is recovery loss due to the inhomogeneous phase shift imprinted by the cavity photon along the cavity and signal axes, a result of the spatially inhomogeneous cavity coupling. These effects are described in more detail in the supplemental material of ref. 28. Moreover, the occasional presence of more than one cavity photon reduces further the signal photon's survival probability beyond the expected conditional transmission (shown in Fig. 3A).

As there is uncertainty on the timescale κ^{-1} when a control photon enters or exits the cavity, we expect a randomization $\delta\phi$ of the nonlinear phase (19) at the level of $\delta\phi/\phi = (\kappa\tau_p)^{-1} \sim 0.25$, where $\tau_p = 2 \mu\text{s}$ is the input control pulse length. This would limit the visibility of the recovered phase to about 0.99 at $\phi = 0.4$ rad. The visibility of our phase beat note after correcting for the transmission loss is shown in Fig. 3B. This measurement yields an

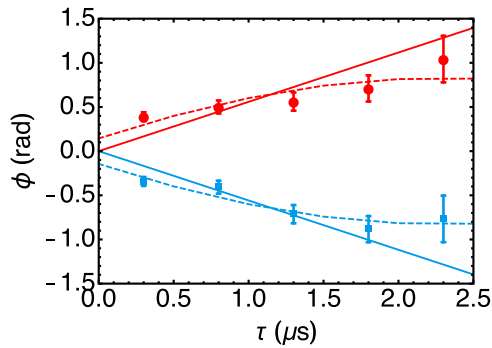


Fig. 4. Signal phase shift conditioned on control photon dwell time. The conditional phase shift from short control pulses for $\Delta/2\pi = \pm 8$ MHz is plotted as a function of conditioning time τ for signal pulses stored for 3 μs , $\langle n_c \rangle = 0.8$, and $\langle n_s \rangle = 0.6$. The conditioning window is 0.5 μs . The solid lines model the phase as linear in control photon dwell time; the dashed lines are the complete model predictions and include the effect of multiple control photons (important at early conditioning times) and background counts (important at long conditioning times) (Supporting Information).

average visibility of 0.9(1) at $\Delta = -8$ MHz that is consistent with expected visibility reduction and appears to be independent of Δ .

The lifetime of the cavity photon, $1/\kappa$, decreases in the presence of the atomic excitation (stored signal photon) that can scatter light out of the cavity. To confirm this aspect of our model, we excite the cavity with a short pulse (200 ns) and measure the cavity decay time conditioned on detecting a stored signal photon. In Fig. 3C, we plot the conditional cavity linewidth κ as a function of the control-atom detuning Δ . A single atom in state $|d\rangle$ increases the cavity linewidth by $\kappa/\kappa_0 = 1 + \eta \text{Im}[\chi]$ (25), which is plotted as the theoretical curve in Fig. 3A. The observed increase of the cavity linewidth agrees with the theory. Remarkably, the cavity lifetime is shortened even in those instances when the signal photon is detected, that is, the scattering of the cavity photon into free space did not actually occur. The mere presence of the additional decay path shortens the cavity lifetime, akin to the situation of a two-sided optical cavity whose linewidth depends on both mirrors even for those photons that are measured to exit on one particular side.

In this short-pulse excitation ($\tau_p \ll \kappa^{-1}$) limit, we can directly measure the change in the imprinted phase shift with control photon dwell time. The imprinted phase shift on the signal light should be proportional to the time the control photon spends in the cavity, exerting a light shift on the spin wave. Therefore, we can increase the phase shift by postselecting on control photons that exit the cavity later than average. In Fig. 4, we plot the resulting phase shift as a function of the conditioning time for control-atom detunings $\Delta/2\pi = \pm 8$ MHz. The observed conditional phase shift increases for long control photon dwell times. The largest phase shift we observe is 1.0(4) rad, 2.5 times larger than the phase shift observed with a continuous control field and $\tau_p > \kappa^{-1}$.

Our current implementation has a limited maximal phase shift, noise from timing uncertainty on the phase shift, and low signal transmission. Using a single-sided cavity with $\eta = 10$ would enable us to reach phase shifts of π on atomic resonance, as was recently measured between a photon and an atom (14), with signal photon survival probability exceeding 85%. Alternatively, increasing the cavity cooperativity in the present geometry to $\eta = 100$, compatible with current state of the art (29), enables phase shifts approaching π close to resonance: by storing a signal photon in the $\{\sigma^+, \sigma^-\}$ logical basis in an ensemble prepared in a 2-G magnetic field with secondary ground states $|d\rangle = |S_{1/2}, 4, 4\rangle$ and $|d'\rangle = |S_{1/2}, 4, 2\rangle$ and using matched detunings $\Delta = \pm 0.7$ MHz, each state near maximizes its phase shift of $\pi/2$ resulting in a phase change of 0.87π . This scheme also would allow us to use a polarization, instead of the single-rail, logical basis to describe the signal photon's logical state.

Two separate effects reduce the signal transmission. First, control light can be scattered by atoms into free space. At large detuning, scattering is inversely proportional to the detuning Δ . By working with a larger-cooperativity system, we can choose to work at a greater light-atom detuning to simultaneously achieve high phase shift and high transmission. With a cooperativity $\eta = 100$, we expect a phase shift of π with 98% signal transmission in a single-sided setup on atomic resonance ($\Delta = 0$), and a phase shift of 0.33π with 90% transmission at $\Delta = 2\pi \times 80$ MHz in a double-sided setup. Spatially inhomogeneous cavity coupling further reduces transmission, which can be eliminated by trapping the atoms in an intracavity dipole trap at twice the control wavelength (30).

The phase noise resulting from timing randomization can be circumvented by storing the signal photon longer and applying a long control pulse (i.e., one much narrower than the cavity bandwidth) that enters and exits the system during the storage time. Our maximum storage time is governed by the decoherence rate γ_0 , which is dominated by effective magnetic field variations from the spatially varying polarization in our tightly focused dipole trap, and Doppler decoherence from atomic motion.

In conclusion, we have measured a conditional phase shift of 0.4(1) rad imparted onto a weak coherent state by a single photon using quasi-monochromatic light, and up to 1.0(4) rad by using a short control pulse and postselecting on photons that remain in the system for longer than average. The underlying interaction entangles the outgoing signal and cavity modes as verified by a positive concurrence, and can be extended to π -phase shift with high signal transmission with today's technology. Such large and efficient conditional phase modulation at the single-photon level would enable deterministic optical quantum logic (31), the engineering of cluster states (32, 33), and entanglement concentration (34).

ACKNOWLEDGMENTS. We thank M. Lukin and J. Thompson for enlightening discussions. This work was supported by the National Science Foundation (NSF), and Multidisciplinary University Research Initiative grants through Air Force Office of Scientific Research and Army Research Office. K.M.B. acknowledges support from NSF Integrative Graduate Education and Research Traineeship under Grant 0801525.

- Fredkin E, Toffoli T (1982) Conservative logic. *Int J Theor Phys* 21(3):219–253.
- Milburn GJ (1989) Quantum optical Fredkin gate. *Phys Rev Lett* 62(18):2124–2127.
- Chuang IL, Yamamoto Y (1995) Simple quantum computer. *Phys Rev A* 52(5):3489–3496.
- Schmidt H, Imamoglu A (1996) Giant Kerr nonlinearities obtained by electromagnetically induced transparency. *Opt Lett* 21(23):1936–1938.
- Harris SE, Hau LV (1999) Nonlinear optics at low light levels. *Phys Rev Lett* 82(23):4611.
- Hao YM, et al. (2015) Quantum controlled-phase-flip gate between a flying optical photon and a Rydberg atomic ensemble. *Sci Rep* 5:10005.
- Firstenberg O, et al. (2013) Attractive photons in a quantum nonlinear medium. *Nature* 502(7469):71–75.
- Parigi V, et al. (2012) Observation and measurement of interaction-induced dispersive optical nonlinearities in an ensemble of cold Rydberg atoms. *Phys Rev Lett* 109(23):233602.
- Dudin YO, Kuzmich A (2012) Strongly interacting Rydberg excitations of a cold atomic gas. *Science* 336(6083):887–889.
- Fushman I, et al. (2008) Controlled phase shifts with a single quantum dot. *Science* 320(5877):769–772.
- Tiecke TG, et al. (2014) Nanophotonic quantum phase switch with a single atom. *Nature* 508(7495):241–244.
- Volz J, Scheucher M, Junge C, Rauschenbeutel A (2014) Nonlinear π phase shift for single fibre-guided photons interacting with a single resonator-enhanced atom. *Nat Photonics* 8(12):965–970.
- Witthaut D, Lukin MD, Sørensen AS (2012) Photon sorters and QND detectors using single photon emitters. *Eur Phys Lett* 97:50007.
- Reiserer A, Kalb N, Rempe G, Ritter S (2014) A quantum gate between a flying optical photon and a single trapped atom. *Nature* 508(7495):237–240.
- Matsuda N, Shimizu R, Mitsumori Y, Kosaka H, Edamatsu K (2009) Observation of optical-fibre Kerr nonlinearity at the single-photon level. *Nat Photonics* 3(2):95–98.
- Lo HY, et al. (2011) Electromagnetically-induced-transparency-based cross-phase modulation at attojoule levels. *Phys Rev A* 83(4):041804.

17. Shiao BW, Wu MC, Lin CC, Chen YC (2011) Low-light-level cross-phase modulation with double slow light pulses. *Phys Rev Lett* 106(19):193006.
18. Turchette QA, Hood CJ, Lange W, Mabuchi H, Kimble HJ (1995) Measurement of conditional phase shifts for quantum logic. *Phys Rev Lett* 75(25):4710–4713.
19. Munro WJ, Nemoto K, Milburn GJ (2010) Intracavity weak nonlinear phase shifts with single photon driving. *Opt Commun* 283(5):741–746.
20. Feizpour A, Hallaji M, Dmochowski G, Steinberg AM (2015) Observation of the nonlinear phase shift due to single post-selected photons. *Nat Phys* 11(11):905–909.
21. Shapiro JH (2006) Single-photon Kerr nonlinearities do not help quantum computation. *Phys Rev A* 73(6):062305–062311.
22. Gea-Banacloche J (2010) Impossibility of large phase shifts via the giant Kerr effect with single-photon wave packets. *Phys Rev A* 81(4):043823–043828.
23. Harris SE (1997) Electromagnetically induced transparency. *Phys Today* 50(7):36–42.
24. Chen W, et al. (2013) All-optical switch and transistor gated by one stored photon. *Science* 341(6147):768–770.
25. Tanji-Suzuki H, et al. (2011) Interaction between atomic ensembles and optical resonators: Classical description. *Adv At Mol Opt Phys* 60:201–237.
26. Soljčić M, Lidorikis E, Hau LV, Joannopoulos JD (2005) Enhancement of microcavity lifetimes using highly dispersive materials. *Phys Rev E Stat Nonlin Soft Matter Phys* 71(2 Pt 2):026602.
27. Wootters WK (2001) Entanglement of formation and concurrence. *Quantum Inf Comput* 1(1):27–44.
28. Hosseini M, Beck KM, Duan Y, Chen W, Vuletić V (2016) Partially nondestructive continuous detection of individual traveling optical photons. *Phys Rev Lett* 116(3):033602.
29. Colombe Y, et al. (2007) Strong atom–field coupling for Bose–Einstein condensates in an optical cavity on a chip. *Nature* 450(7167):272–276.
30. Lee J, Vrijsen G, Teper I, Hosten O, Kasevich MA (2014) Many-atom-cavity QED system with homogeneous atom-cavity coupling. *Opt Lett* 39(13):4005–4008.
31. Gábris A, Agarwal GS (2005) Vacuum-induced stark shifts for quantum logic using a collective system in a high-quality dispersive cavity. *Phys Rev A* 71(5):052316.
32. Kim J, et al. (2015) Coherent-state optical qudit cluster state generation and teleportation via homodyne detection. *Opt Commun* 337:79–82.
33. Gao WB, et al. (2010) Experimental realization of a controlled-NOT gate with four-photon six-qubit cluster states. *Phys Rev Lett* 104(2):020501.
34. Fiurášek J, Mišta L, Jr, Filip R (2003) Entanglement concentration of continuous-variable quantum states. *Phys Rev A* 67(2):022304.
35. Leroux ID, Schleier-Smith MH, Zhang H, Vuletić V (2012) Unitary cavity spin squeezing by quantum erasure. *Phys Rev A* 85(1):013803.
36. James DFB, Kwiat PG, Munro WJ, White AG (2001) Measurement of qubits. *Phys Rev A* 64(5):052312.
37. Marzlin KP, Wang ZB, Moiseev SA, Sanders BC (2010) Uniform cross-phase modulation for nonclassical radiation pulses. *J Opt Soc Am B* 27(6):A36–A45.